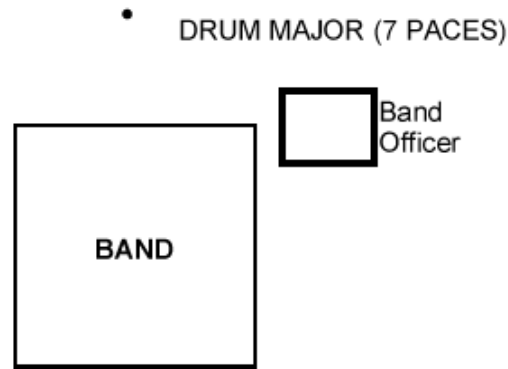


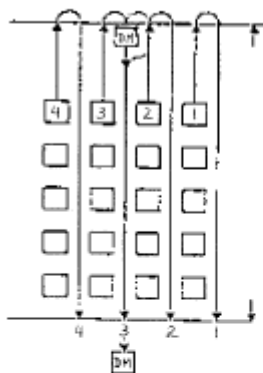
Band Drill - Band Formations and Movements

The normal parade set up is as follows:



Please remember that each movement will be carried out on the left foot.

Standard Countermarch



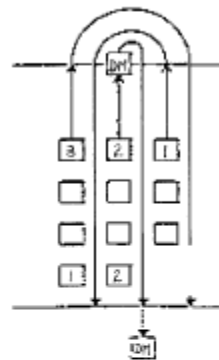
All cadets must Countermarch on the same line as the Drum Major.

Dressing should be even coming out of Countermarch.

DM - Drum Major



Spiral Countermarch



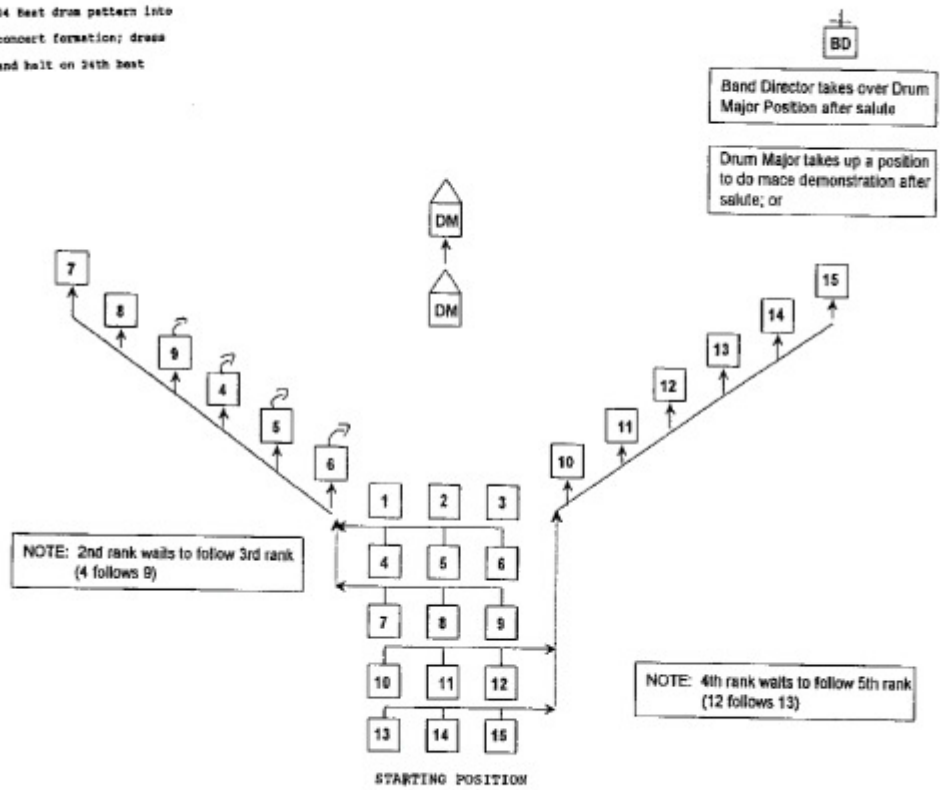
All Cadets must Countermarch on the same line as the Drum Major.

Dressing should be even coming out of Countermarch.

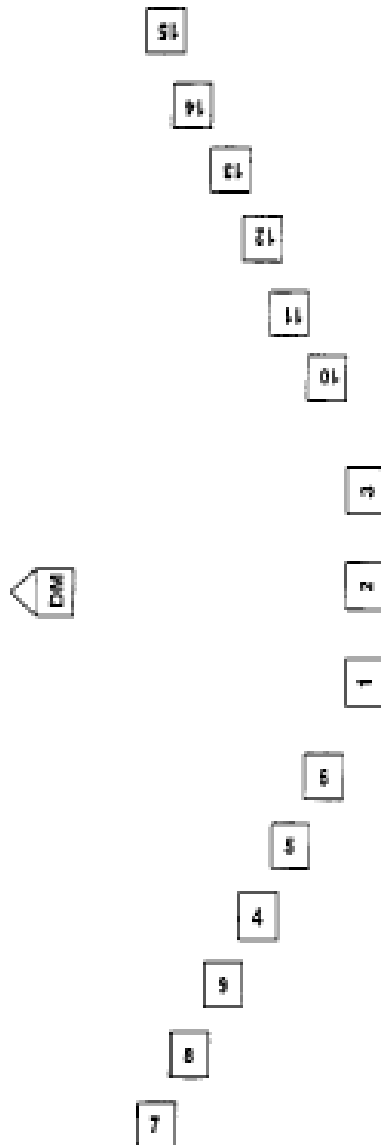
DM - Drum Major



24 Beat drum pattern into
concert formation; dress
and belt on 24th beat



CONCERT POSITION



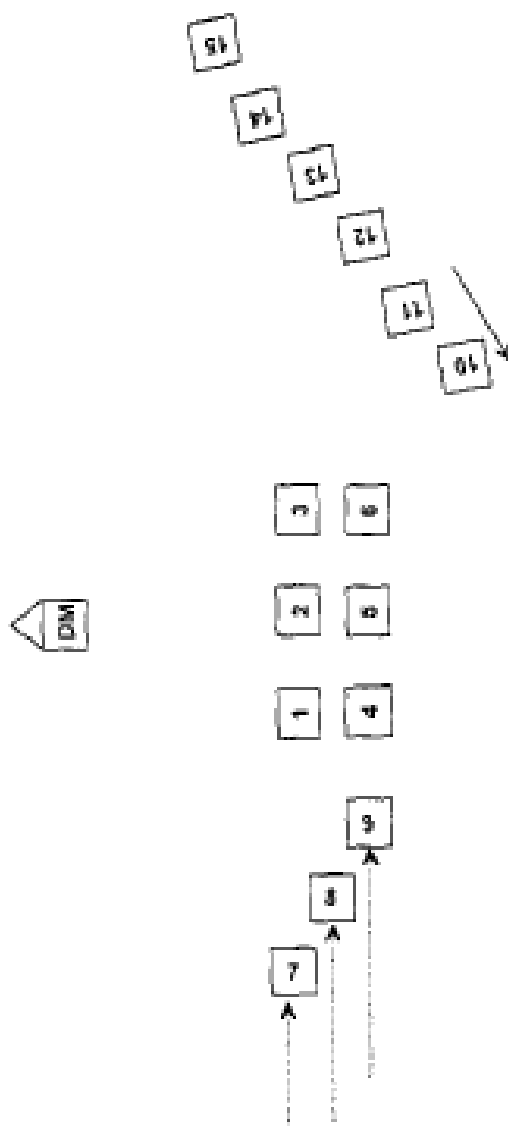
- a. DM verbal commands

Reform Band - Right and Left -
INCLINE 1.

Rolls - Quick - March 1.

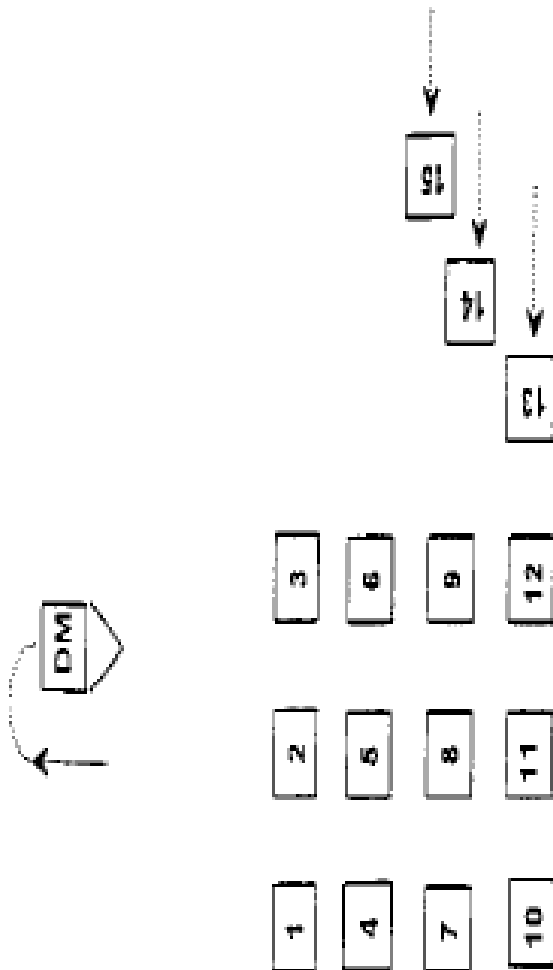
- b. All start marching or marking time.
- c. First rank steps off - short paces.
- d. 6 waits for 1 to clear and marches forward taking up original position two paces behind 3, 5 and 6 do same.
- e. 9, 8 and 7 march forward and wait to take up positions behind 6, 5 and 4.
- f. 10 marks time until 9 clears, then marches to his position behind 7. 11 and 12 do same.
- g. 13, 14 and 15 mark time until 10 stops marking time and marches forward. Then march forward to take up original positions behind 10, 11 and 12.

RETURNING TO RANKS (8 PACES)



- 10 marks time until 9 clears, then marches to his position behind 7. 11, and 12 do same.
- 13, 14, and 15 mark time until 10 stops marking time and marches forward. Then march forward to take up original positions behind 10, 11, and 12.

RETURNING TO RANKS (20 PACES)



- a. 13, 14, and 15 mark time until 10 stops marking time and marches forward. Then march forward to take up original positions behind 10, 11, and 12.