
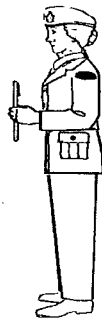



**STAND EASY POSITION**



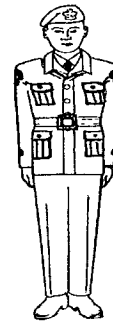
**STAND AT EASE POSITION**



**CARRYING POSITION**

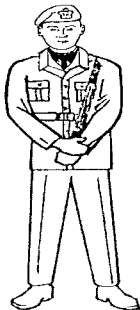


**PLAYING POSITION**




**GROUND INSTRUMENT**


**PICCOLO, FLUTE AND FIFE**



**STAND EASY POSITION**




**STAND AT EASE POSITION**



**CARRYING POSITION**




**PLAYING POSITION**




**GROUND INSTRUMENT**

**CLARINET**



**STAND EASY POSITION**



**STAND AT EASE POSITION**



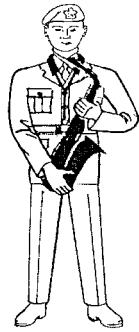
**CARRYING POSITION**



**PLAYING POSITION**



**GROUND INSTRUMENT**



STAND EASY POSITION




STAND AT EASE POSITION



CARRYING POSITION




PLAYING POSITION



GROUND INSTRUMENT


### ALTO SAXOPHONE, ALTO CLARINET & BASS CLARINET



STAND EASY POSITION




STAND AT EASE POSITION



CARRYING POSITION



PLAYING POSITION

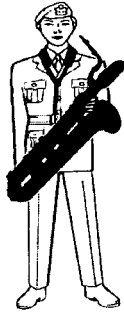


GROUND INSTRUMENT


### SAXOPHONE, TENOR



STAND EASY POSITION



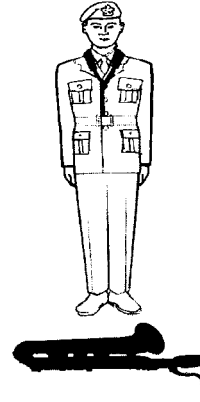
STAND AT EASE POSITION




CARRYING POSITION



PLAYING POSITION



GROUND INSTRUMENT



**STAND EASY  
POSITION**

**STAND AT EASE  
POSITION**

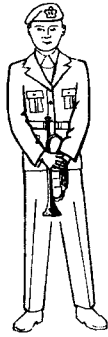
**CARRYING POSITION**

**PLAYING POSITION**


**GROUND  
INSTRUMENT**

### **BASSOON**

### **FRENCH HORN AND MELLOPHONE**




**STAND EASY POSITION**



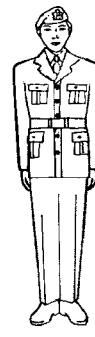
**STAND AT EASE POSITION**



**CARRYING POSITION**



**PLAYING POSITION POSITION**




**GROUND INSTRUMENT**


**TRUMPET, CORONET & FLUGEL HORN**



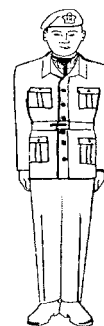
**REST POSITION**




**CARRYING POSITION**



**PLAYING POSITION POSITION**



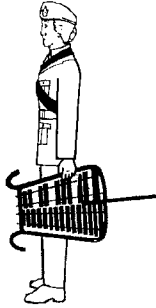
**GROUND INSTRUMENT**



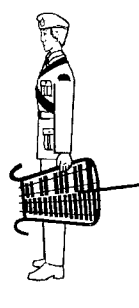
STAND EASY POSITION



STAND AT EASE POSITION (FRONT)



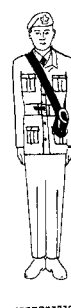
STAND AT EASE POSITION (SIDE)



CARRYING POSITION




PLAYING POSITION




GROUND INSTRUMENT




### GLOCKENSPIEL




STAND AT EASE POSITION



CARRYING POSITION



PLAYING POSITION




MARCHING POSITION, SHORT MOVE (NOT PLAYING)



GROUND INSTRUMENT


### BASS DRUM



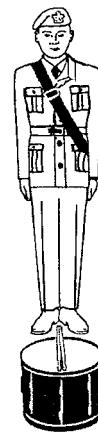
CARRYING POSITION (WITH FEET APART, AT EASE)



PLAYING POSITION




MARCHING POSITION (NOT PLAYING)



GROUND INSTRUMENT



**STAND EASY POSITION**



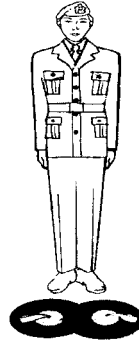
**STAND AT EASE POSITION**



**CARRYING POSITION**



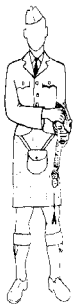
**PLAYING POSITION POSITION**



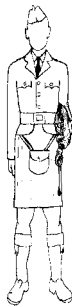
**GROUND INSTRUMENT**

### CYMBALS

**NOTE:** When expected to march a long distance without playing, both cymbals may be carried under the left arm with the elbow bent and the hand gripping the edge of the cymbal.



Stand Easy Position (The



Stand at Ease Position



Carrying Position



Playing Position

### BAGPIPES

